
ONLINE BRONZE

- Create an account thru lifesavingonline.com.au

The screenshot shows the Lifesaving Online website homepage. At the top, there is a navigation bar with the Surf Life Saving logo on the left and the text "Lifesaving Online" on the right. Below the logo, there are links for "Home", "Login", and "Create Account". A secondary navigation bar contains links for "apply to join", "renew", "awards", "patrols & rosters", and "personal details".

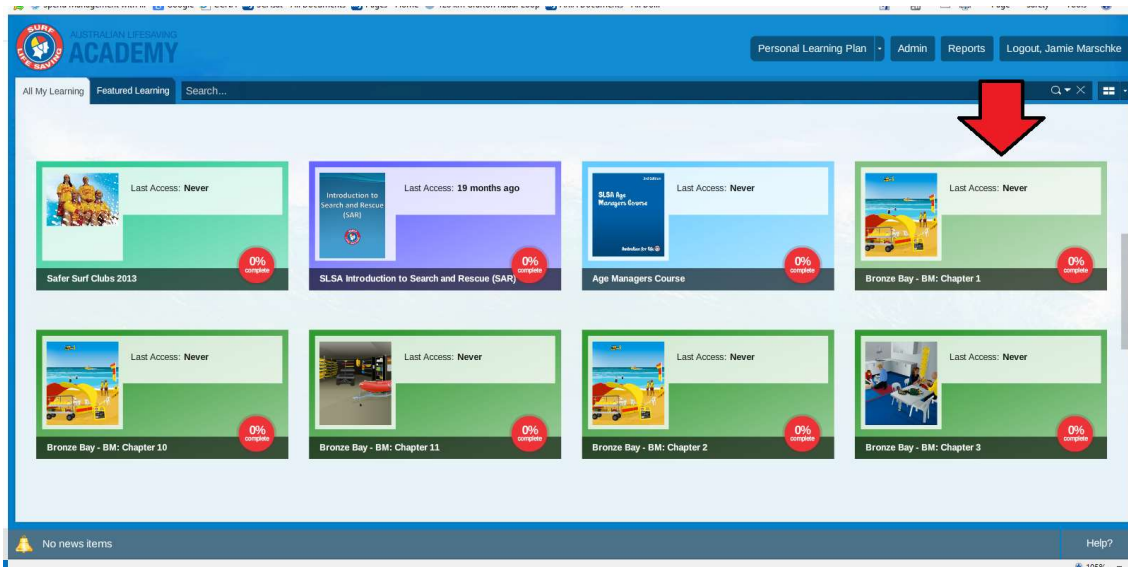
The main content area features a "Welcome" message in red text, followed by a paragraph explaining that Lifesaving Online is a self-service membership portal for members of clubs and support organisations in Surf Lifesaving. Below this, a three-step process is outlined with numbered buttons: "1 > Create Account", "2 > Activate Account", and "3 > Log In & Enjoy", connected by arrows.

At the bottom, there is a "Problems?" section with three bullet points providing troubleshooting information:

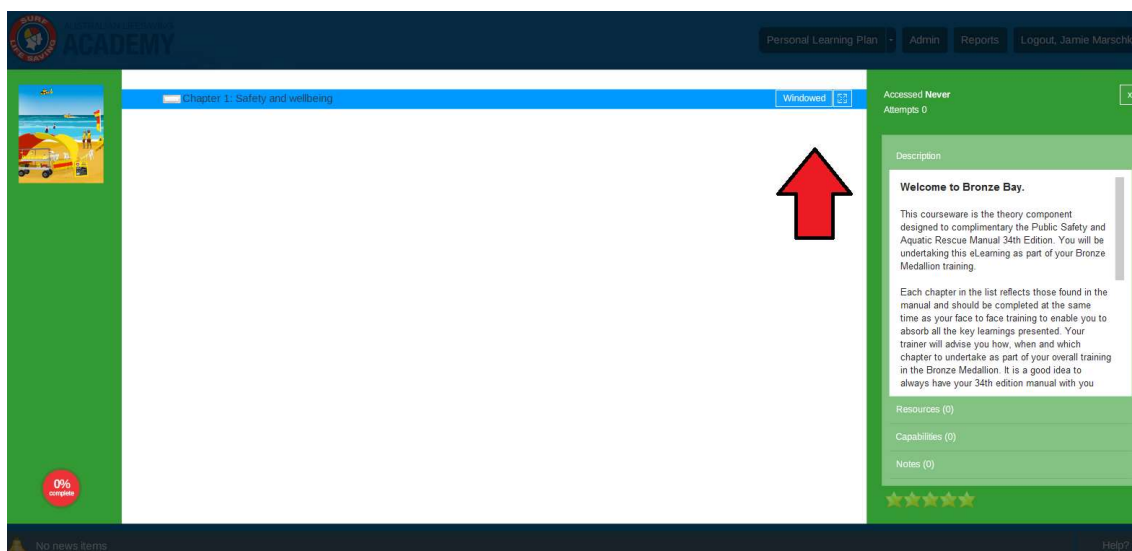
- **Having Trouble?**
Watch our YouTube video tutorial on how to create an account here.
- **Queensland Members - if you are experiencing problems creating a Lifesaving Online account to access the Qld Online Proficiency?**
Further help information is available from this link.
- **You have a new email address and can't register because the old one is still in the system?**
Please email or phone your club's administrators and ask them to update your email address in Surfboard. When the correct email is in

- Once your account is set up, go to the login screen and follow the instructions.
- Select 'My Courses' from the top menu bar
- Select the 'Go to Online Learning now'.
- Scroll down until you get to the Bronze Bay – BM chapters, not the SRC chapters.

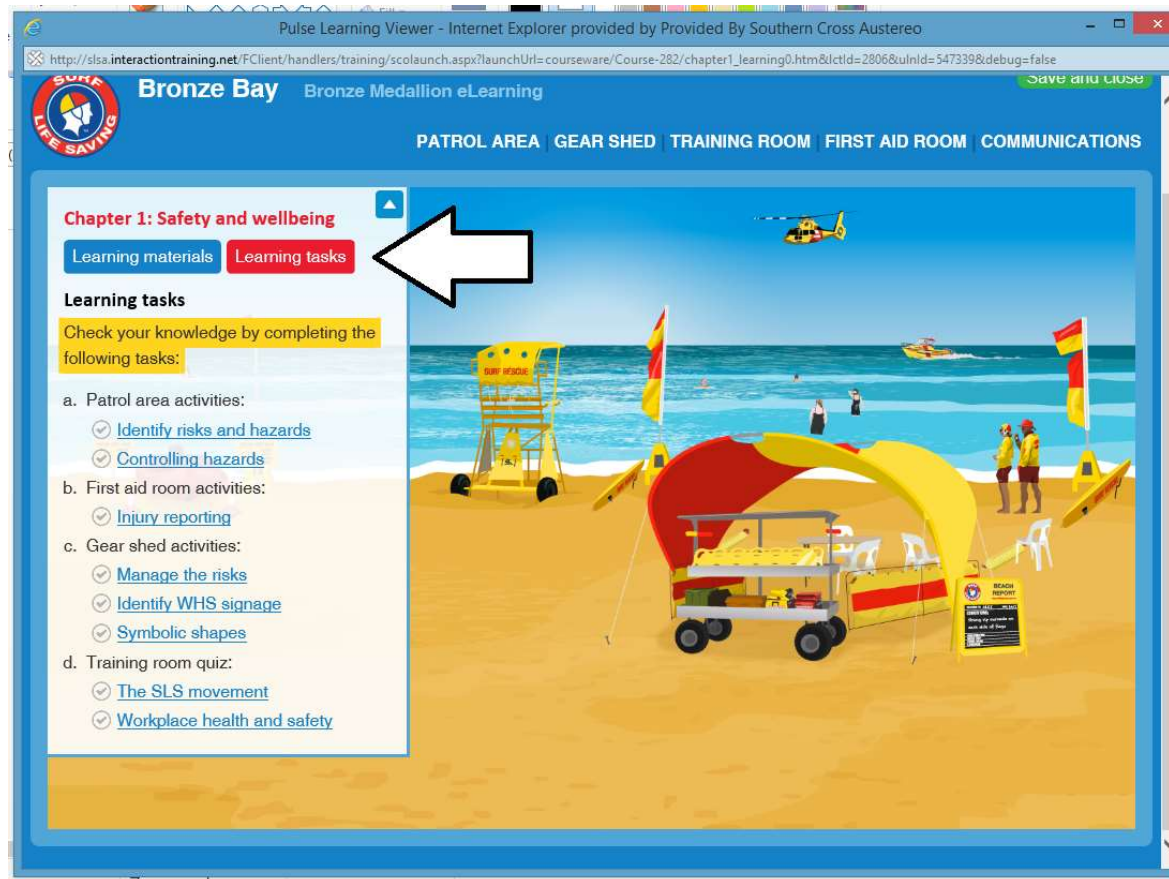
- Start from the card “Bronze Bay – BM Chapter 1”



- To start the chapter click on "windowed" it will then say "launch windowed" this gets you to a new page to start



- Click and read the selected chapter (Select 'Windowed in the right top corner) and select the 'Start my training' button, once read, click on learning tasks and complete to earn your certificate



To print certificate click on personal learning plan, this will show your history, click on printer icon.

Certificates are then handed to you trainer as the record of completion.